

Driver Questionnaire

Please complete the following questions-

1. The time is now 10:00am. You have been driving non-stop since 06:00am. Under EC rules, how much longer may you drive without a break?

- | | |
|----------------------------------------|----------------------------------------|
| <input type="checkbox"/> a) 15 Minutes | <input type="checkbox"/> c) 40 Minutes |
| <input type="checkbox"/> b) 30 Minutes | <input type="checkbox"/> d) 45 Minutes |

2. Goods vehicle driver's hours of work are controlled for which three reasons? (Select 3 answers from the following list)

- | | |
|----------------------------------------------|------------------------------------------------|
| <input type="checkbox"/> a) Vehicle Sympathy | <input type="checkbox"/> d) Vehicle Security |
| <input type="checkbox"/> b) Fair Competition | <input type="checkbox"/> e) Road Safety |
| <input type="checkbox"/> c) Fair Road Use | <input type="checkbox"/> f) Working Conditions |

3. Under EC rules, what is the maximum driving time allowed in a fortnight?

- | | |
|--------------------------------------|---------------------------------------|
| <input type="checkbox"/> a) 85 Hours | <input type="checkbox"/> c) 100 Hours |
| <input type="checkbox"/> b) 90 Hours | <input type="checkbox"/> d) 105 Hours |

4. Under EC Rules, you can drive for a maximum of 9 hours per day. How many times a week can this be extended to 10 hours?

- | | |
|-----------------------------------|-----------------------------------------|
| <input type="checkbox"/> a) Once | <input type="checkbox"/> c) Three Times |
| <input type="checkbox"/> b) Twice | <input type="checkbox"/> d) Four Times |

5. You are checking your tyres before starting a motorway drive. What should each tyre be checked for? (Please select 3 answers)

- | | |
|------------------------------------------|---------------------------------------------|
| <input type="checkbox"/> a) Air Pressure | <input type="checkbox"/> d) Tread Pattern |
| <input type="checkbox"/> b) Tracking | <input type="checkbox"/> e) Bulges |
| <input type="checkbox"/> c) Tread Wear | <input type="checkbox"/> f) Valve Clearance |

6. Why is it important to distribute the trailer weight evenly over the axles when loading an LGV vehicle?

- | | |
|-----------------------------------------------------------|----------------------------------------------------------------|
| <input type="checkbox"/> a) To ensure easy unloading | <input type="checkbox"/> c) To ensure maximum ground clearance |
| <input type="checkbox"/> b) To make it easier to sheet up | <input type="checkbox"/> d) To ensure maximum stability |

7. Thick smoke is coming from the exhaust of your vehicle. You should:

- | | |
|-------------------------------------------------------------------------|-----------------------------------------------------------------------------|
| <input type="checkbox"/> a) Continue to the nearest garage | <input type="checkbox"/> c) Stop in a safe place and get help |
| <input type="checkbox"/> b) Return to your depot and report the problem | <input type="checkbox"/> d) Drive slowly with your hazard warning lights on |

8. You are driving an articulated lorry on a three lane motorway. In what conditions can you drive in the furthest right hand lane?

- | |
|----------------------------------------------------------------------------------------------|
| <input type="checkbox"/> a) When overtaking a slow moving car in the middle lane |
| <input type="checkbox"/> b) When the escort vehicle of an oversized load signals you to pass |
| <input type="checkbox"/> c) If no speed limiter is fitted to your LGV vehicle |
| <input type="checkbox"/> d) If your vehicle is unladen |

9. In an emergency situation, you may need to exceed your normal driver's hours. Under EC rules you should:

- a) Take no action, the tachograph printout will record this
- b) Note the reasons on the back of the tachograph printout
- c) Remove the tachograph card before going over the hours
- d) Note the reasons on the front of the tachograph printout

10. You are driving on the motorway. Your view is poor due to heavy spray. Which of the 2 following should you do?

- a) Move into the lane on the right
- b) Use the 4 second rule
- c) Switch on your dipped headlights
- d) Switch on your full beam headlights





11. You are the first person to arrive at an accident where people are badly injured. Which 3 things from the following list should you do?

- a) Switch on your hazard warning lights
- b) Make sure that someone telephones for an ambulance
- c) Try and get people who are injured to drink something
- d) Move the people who are injured clear of the vehicles
- e) Get people who are not injured clear of the scene

12. From the beginning of a shift, if a 4.5 hour driving time is not achieved, how long can you work for under working time regulations before you need to take a break?

- a) 4.5 Hours b) 5 Hours c) 6 Hours d) 7 Hours

13. Name the following pictograms:

- a) 
- b) 
- c) 
- d) 

14. What is minimum weekly reduced rest you can take?

- a) 45 b) 36 c) 24 d) 30

15. Name 4 types of load restraint:

- 1
- 2
- 3
- 4